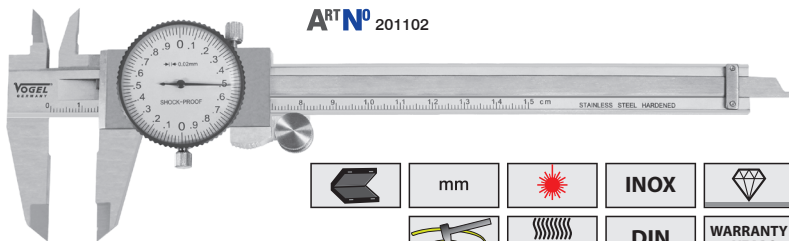

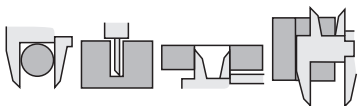
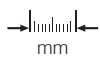









BLUE-LINE® Dial Caliper • IP40
DIN 862

- economic model, shock proof mechanics
- for fast and accurate reading

- stainless steel, hardened
- measuring rail matt chrome finish, laser engraved scale
- jaws finely ground and lapped
- dust proof housing, flat depth gauge
- with thumb roll for fine adjustment
- with fixing screw



ART No	 mm	 mm	 mm				 KG	
201101	150	0.01	1	40	16.5	flat	0.160	2094001
201108	200	0.01	1	48	19.5	flat	0.240	2094001
201109	300	0.01	1	62	22.0	flat	0.320	2094001
201102	150	0.02	2	40	16.5	flat	0.160	2094001
201103	200	0.02	2	48	19.5	flat	0.240	2094001
201104	300	0.02	2	62	22.0	flat	0.320	2094001