

Universal Coating Thickness Gauge • IP52

- professional, handheld device for quick and flexible coating thickness measurements
- device available with built-in probe or with external probe for flexible measurements
- combined system for measurements of non-magnetic layers on metal surfaces (Fe) and for measurements of insulating layers on non-ferrous metals (NFe)
- large display, 4 digits, alphanumeric, height 10 mm
- no calibration necessary, calibrated before delivery
- highly wear-resistant measuring pole made of tungsten carbide
- in a rugged ABS plastic housing, with rubber protective cover
- operates in any position (horizontal, vertical and upside down)
- application fields: painting companies, spray- and powder coating, automotive experts and automotive garages, steel- and automotive companies and shipbuilding, machinery, electro plating, aluminium industry, in laboratories, quality control, etc.

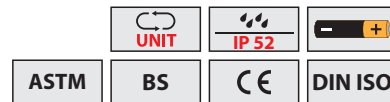
- rugged ABS plastic housing, with rubber protective cover, with key pad
- innovative and user friendly handling: switch on and measure
- multi-function LCD display with clear reading, autom. recognition of base material
- plastic base of the probes are shaped with a V-groove, thus ensuring vertical positioning on flat, cylindrical or curved surfaces
- magnetic induction measuring principle (Fe) and eddy current measuring principle (NFe) reading in μm and mils
- calibration-free measurements, online statistics (mean values, standard deviations, min, max)
- acoustic signal when recording measured values
- control foil and zero-standards (1x aluminium- and 1x steel plate)
- min. radius workpiece for convex surfaces 5 mm, for concave surfaces 50 mm
- min. thickness of workpiece for Fe probe 0.5 mm, for NFe probe 50 μm , min. measuring surface 10 x 10 mm
- operating temperature 0 °C ~ 60 °C, rel. humidity 20 – 90 %RH, surface temperature -15 °C ~ 60 °C
- incl. 2x 1.5 V battery (type AAA, art.-no.: 90002)
- with operation manual and wrist strap









application example



application example



ART N°	 μm	 μm Fe	 μm NFe	 $\pm \mu\text{m}$	 mm probe	 mm
480236	1.0 / 2.0 / 5.0	0 – 3500	0 – 3000	2 or 2 %	built-in	110 x 50 x 25
480237	1.0 / 2.0 / 5.0	0 – 3500	0 – 3000	2 or 2 %	ø 24 x 45	110 x 50 x 25